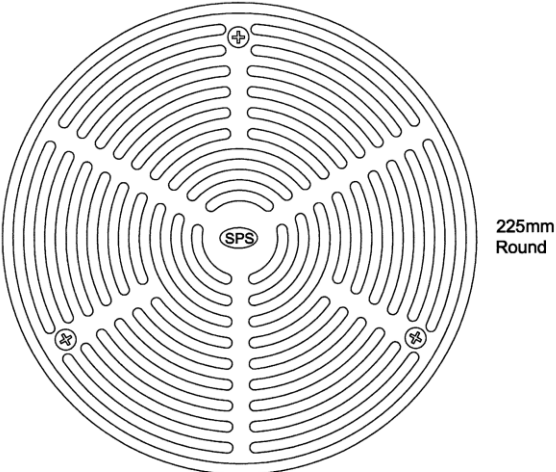
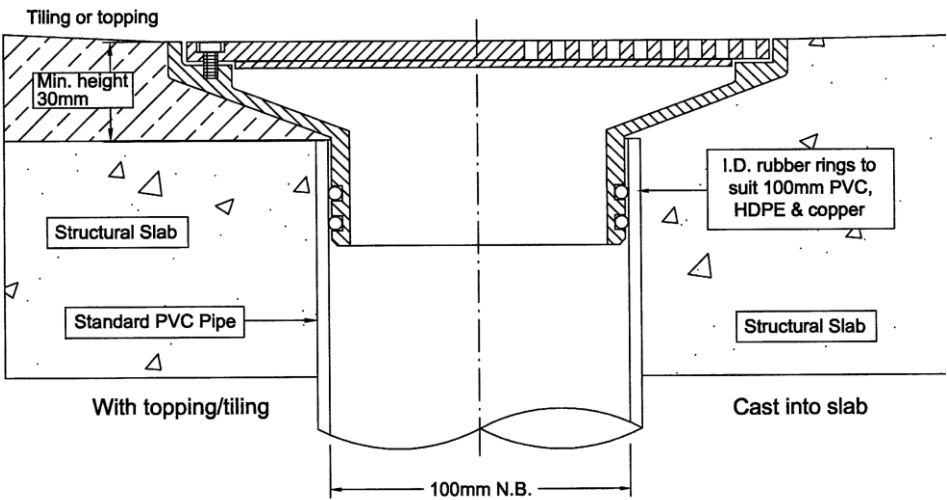
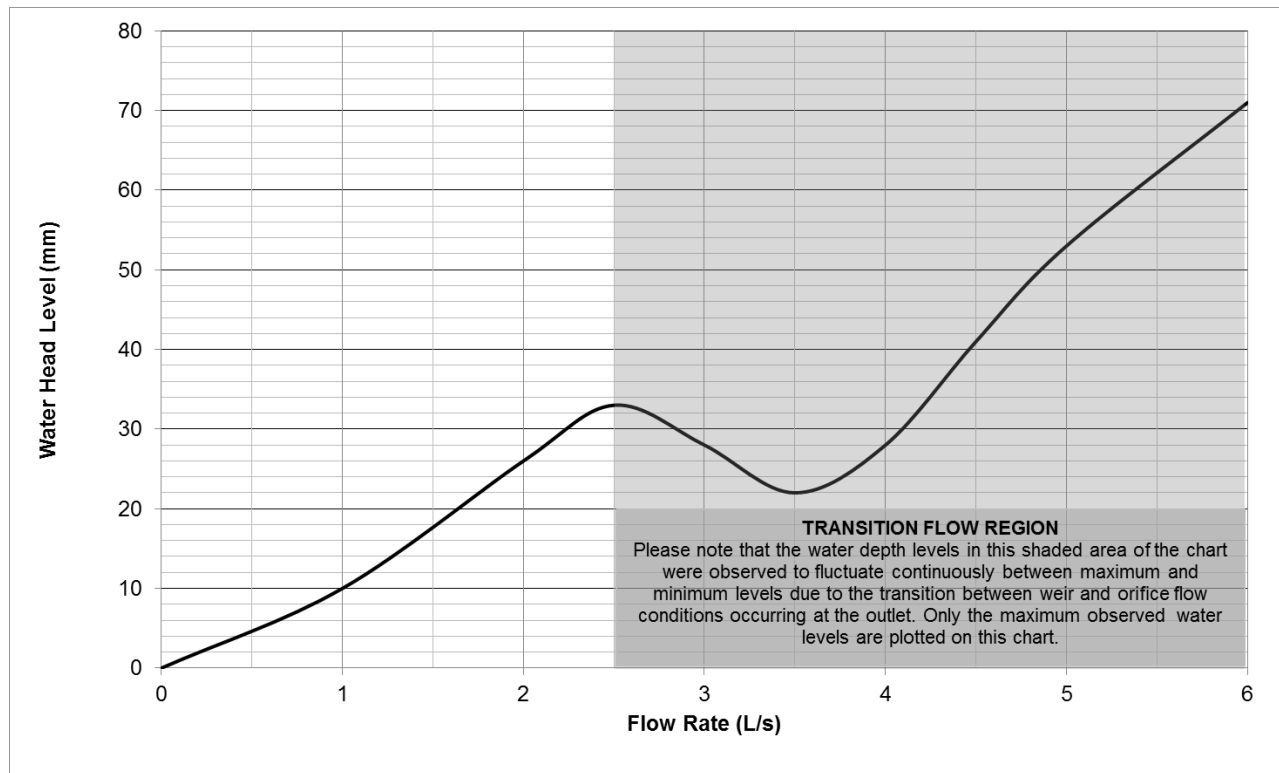


OUTLET PERFORMANCE CERTIFICATE ID: SPS004 - R225SR4

Test Results		ID: SPS004
Description	SPS Push-in Floor Drain	
Drain Type	225mm Round	
Model	R225SR4	
Outlet Size	100 NB	
Test Date	05/09/2016	
Grate Drawing	 <p>SPS Catalogue Ref: 2.21</p>	
Housing Drawing		
Drain Pipe Configuration	Standard pipe configuration as shown in AHSCA test procedure. 5mm O-ring seal at pipe connection.	

Flow Characteristic Curve – R225SR4



Weir flow - 1 L/s (10mm)



Surcharged flow – 3 L/s (30mm)

Observation Comments:

- Flow rates from 0-2.5 L/s (35mm Head) produced a linear characteristic curve.
- At 3.0 L/s the weir flow transitioned to vortex flow, then surcharged . From 3.5 - 6 L/s the flow conditions cycled between vortex and surcharged flow characterised by the water level fluctuating 10 -20mm.
- The maximum flow limit to maintain weir flow conditions is 2.5 L/s.

I hereby certify that the test results presented on this outlet performance certificate are true and correct and were obtained using recognised AHSCA Gutter Outlet Testing procedures.

Dr Terry Lucke,
Chief Researcher:



Date: 16th November 2016

Mark Alexander,
AHSCA Foundation Chairman:



Date: 16th November 2016